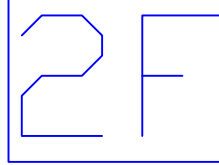
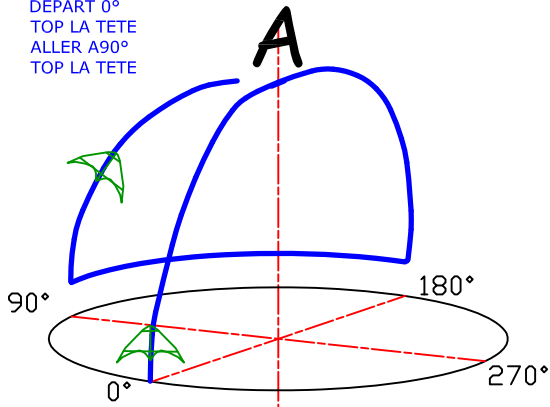


CHALLENGE INDOOR 2006

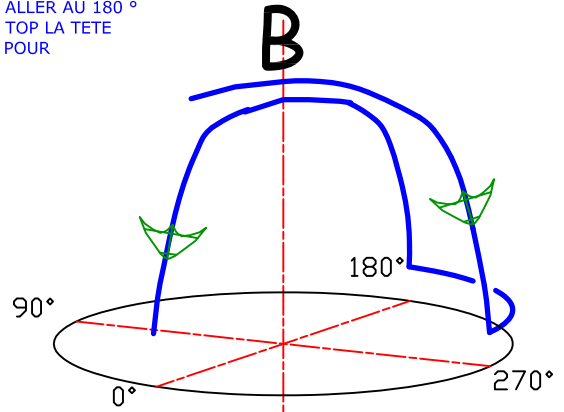
Figures imposées intermediaires



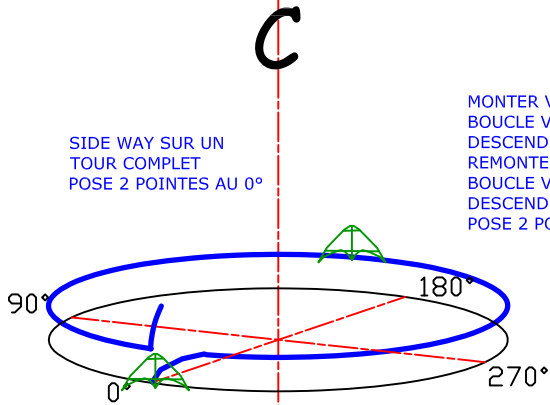
DEPART 0°
TOP LA TETE
ALLER A 90°
TOP LA TETE



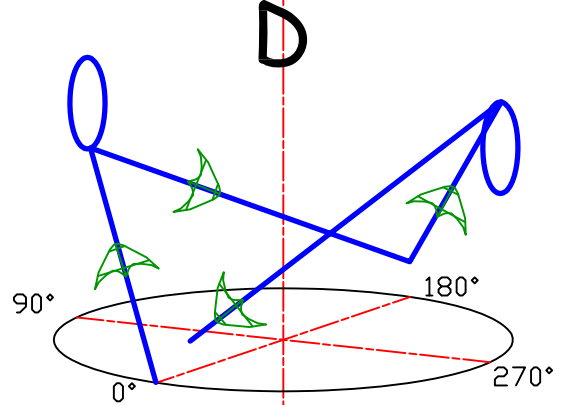
ALLER AU 180°
TOP LA TETE
POUR



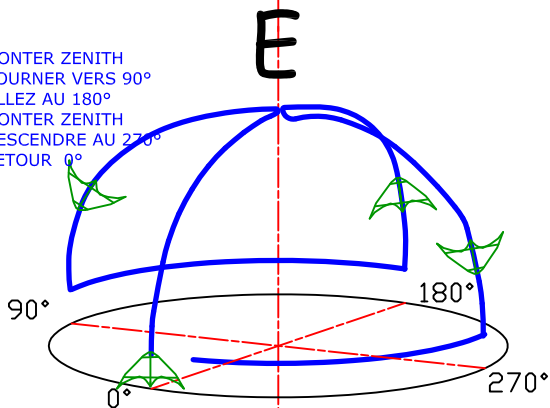
SIDE WAY SUR UN
TOUR COMPLET
POSE 2 POINTES AU 0°



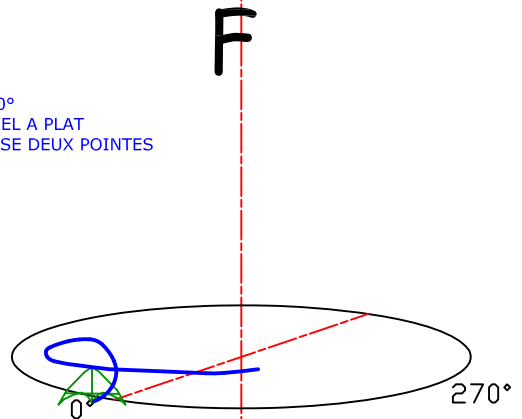
MONTER VERS 90°
BOUCLE VERS LE HAUT
DESCENDRE VERS 180°
REMONTER VERS 270°
BOUCLE VERS LE BAS
DESCENDRE VERS 0°
POSE 2 POINTES



MONTER ZENITH
TOURNER VERS 90°
ALLEZ AU 180°
MONTER ZENITH
DESCENDRE AU 270°
RETOUR 0°



A 0°
AXEL A PLAT
POSE DEUX POINTES



VUE DE DESSUS

